

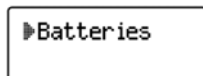


## 8.5 Show battery charge indicator


Press the  (menu) button.


Use the  (arrow) keys to select the Batteries menu:




Press the  (menu) button again.


The battery life is displayed.




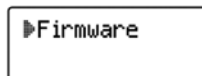
To return to the main menu screen, press the  (menu) button.

To exit and return to measuring flow, press the  (menu) button again.

## 8.6 Firmware version information

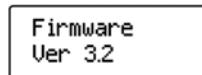
Press the  (menu) button.


Use the  (arrow) keys to select the Firmware menu:



Press the  (menu) button again.

The most recent version of Firmware is displayed.



To return to the main menu screen, press the  (menu) button.

To exit and return to measuring flow, press the  (menu) button again.