

Reference part shown: 4PX670

Due to size we are not able to display all large Tube-To-Tube connectors. Please see www.nordsonmedical.com for part reference. Minimum package quantities vary by tube IDs, please verify minimum package sizes when placing orders.

4PX655 (-6005)

Four-Port Cross Style Manifold with 600 Series Barbs for 1/4" (6.4 mm) ID Tubing

4PX670 (-6005)

Four-Port Cross Style Manifold with 600 Series Barbs for 3/8" (9.5 mm) ID Tubing

4PX680 (-6005)

Four-Port Cross Style Manifold with 600 Series Barbs for 1/2" (12.7 mm) ID Tubing

TUBE-TO-TUBE:
Multiport

4PDL210 (-1 -6005)

Four-Port Double Elbow Style Manifold with 200 Series Barbs, 1/16" (1.6 mm) ID Tubing



4PDL220 (-1 -6005)

Four-Port Double Elbow Style Manifold with 200 Series Barbs, 3/32" (2.4 mm) ID Tubing



4PDL230 (-1 -6005)

Four-Port Double Elbow Style Manifold with 200 Series Barbs, 1/8" (3.2 mm) ID Tubing



4PLL210 (-1 -6005)

Four-Port Thru Flow Double Elbow Style Manifold with 200 Series Barbs, 1/16" (1.6 mm) ID Tubing



4PLL220 (-1 -6005 -9)

Four-Port Thru Flow Double Elbow Style Manifold with 200 Series Barbs, 3/32" (2.4 mm) ID Tubing



4PLL230 (-1 -2 -6005)

Four-Port Thru Flow Double Elbow Style Manifold with 200 Series Barbs, 1/8" (3.2 mm) ID Tubing



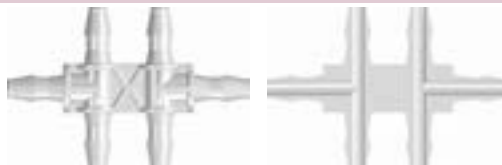
6PDT210 (-1 -6005)

Six-Port Double T Style Manifold with 200 Series Barbs for 1/16" (1.6 mm) ID Tubing




6PDT220 (-1 -6005)

Six-Port Double T Style Manifold with 200 Series Barbs for 3/32" (2.4 mm) ID Tubing



6PDT230 (-1 -6005)

Six-Port Double T Style Manifold with 200 Series Barbs for 1/8" (3.2 mm) ID Tubing




6PTT210 (-1 -6005)

Six-Port Thru Flow Double T Style Manifold with 200 Series Barbs for 1/16" (1.6 mm) ID Tubing



6PTT220 (-1 -6005)

Six-Port Thru Flow Double T Style Manifold with 200 Series Barbs for 3/32" (2.4 mm) ID Tubing



6PTT230 (-1 -6005)

Six-Port Thru Flow Double T Style Manifold with 200 Series Barbs for 1/8" (3.2 mm) ID Tubing

