

Quality Crimpers & Decappers



Plier Decappers



Hand Crimpers



Decrimpers



Pneumatic Crimping Tools

Meet the NEW Vertical Air Crimper

Easy. Interchangeable. Efficient.



Hand Crimpers



Standard "Pharma" Grade



Painted matt black
handle finish

Laboratory Grade



Stainless steel
(polished)



Stainless steel
with grips

Standard : *always in Stock in Australia*

to Import Order ONLY

these options are available across the full range of all size Crimpers and Decappers

Kebby Hand crimpers are designed, and manufactured using quality materials, and finishing techniques to provide a consistent and dependable seal while maintaining their durability, and long life.

The **Standard Hand Crimpers** are provided with an adjustable stop, allowing the operator to repeatedly achieve a quality crimped seal.

All parts that contact the crimp seal are stainless steel or plated.

The crimper jaws are hardened and polished to provide smooth, consistent operation.

Kebby **Laboratory Grade Hand Crimpers** are available **with or without cushioned grips** which will withstand repeated exposure to cleaning and sterilizing solutions, as well as exposure to some autoclave processes.

For convenience, Grips can be removed if necessary.

Manufactured using a combination of stainless steel, and hard plated, steel components where both corrosion resistance and increased wear and lubricity are required for optimum function.

Our Laboratory Grade Hand Crimpers also have a multi-step, micro surface finish and polishing process to components that require additional wear and lubricity characteristics, such as the crimper jaws.

The enhanced surface finish provides smoother operation, and allows the "flow" of the material during the crimping process to be more fluid, providing a consistently tight and uniformly crimped seal. ROHS compliant

Hand Crimper Heads are NOT removable



**8mm Hand Crimper
Standard**
\$259
art# 08001-00-CO1A
CT-Crimp-8



**11mm Hand Crimpers
Standard**
\$259
Part# 11001-00-CO1A
CT-Crimp-11



**13mm Hand Crimper
Standard**
\$259
Part# 13001-00-CO1A
CT-Crimp-13S



**13mm Hand Crimper
FlipOff Standard**
\$259
Part# 13002-00-CO1A
CT-Crimp-13FO



**20mm Hand Crimper
Standard**
\$259
Part# 12001-00-CO1A
CT-Crimp-20S



**20mm Hand Crimper
FlipOff Standard**
\$259
Part# 20002-00-CO1A
CT-Crimp-20FO

Plain Aluminium Caps and Plastic FlipOFF Caps require different Hand Crimpers
... available in 13mm, 20mm ... 28mm and 32mm sizes

Hand Crimpers - Large



**28mm Hand Crimper
Standard**
\$400
Part# 28001-00-CO1A
CT-Crimp-28S



**28mm Hand Crimper
FlipOff Standard**
\$485
Part# 28002-00-CO1A
CT-Crimp-28FO



**30mm Hand Crimper
Standard**
\$400
Part# 30001-00-CO1A
CT-Crimp-28S



**32mm Hand Crimper
Standard**
\$400
Part# 32001-00-CO1A
CT-Crimp-32S



**32mm Hand Crimper
FlipOff Standard**
\$750
Part# 32002-00-CO4A
CT-Crimp-32FO

Decrimpers Decappers



**8mm Hand Decrimper
Standard**
\$259
Part# 08001-00-DO1A
CT-Decap-8



**11mm Hand Decrimper
Standard**
\$259
Part# 11001-00-DO1A
CT-Decap-11



**13mm Hand Decrimper
Standard**
\$259
Part# 13001-00-DO1A
CT-Decap-13



**20mm Hand Decrimper
Standard**
\$259
Part# 20001-00-DO1A
CT-Decap-20



**28mm Hand Decrimper
Standard**
\$400
Part# 28001-00-DO1A
CT-Decap-28



**30mm Hand Decrimper
Standard**
\$400
Part# 30001-00-DO1A
CT-Decap-30



**32mm Hand Decrimper
Standard**
\$400
Part# 32001-00-DO1A
CT-Decap-32

Standard Decrimpers to 20mm stocked in Australia . . . larger to import ONLY
ALL Crimper sizes are available in Standard & Laboratory type and with Grips optional

Plier Decappers



The Kebby Decapper is used for safely removing crimped seals or caps from vials and bottles quickly and easily. Caps are removed in one smooth, controlled motion. Stainless steel construction allows for repeated exposure to chemical and autoclave sterilization without damage. Removable “latex free” cushioned grips provide additional operator comfort. Available sizes include 8mm, 11mm, 13mm, 20mm, and 30mm. Made in USA.








Botox TM users:
- 50 ml vials require a D-13
- 100 and 200 ml vials require a D-20

Smooth simple operation allows for quick and easy removal of crimped aluminum seals from crimp vials and bottles.
For more repetitive decapping needs, you may also be interested in our manual vial hand de-crimpers.

				
8mm Vial Decapper \$96 Part# D-8	11mm Vial Decapper \$96 Part# D-11	13mm Vial Decapper \$96 Part# D-13	20mm Vial Decapper \$96 Part# D-820	28mm Vial Decapper \$96 Part# D-28

Finding the Correct Crimper/Decapper Size for Your Cap

To determine your cap's size, measure the **inside diameter** of the base of the cap as depicted in the diagrams below.

			
8mm .385 (7.8mm)	11mm .435 (11.05mm)	13mm .526" (13.4mm)	20mm .796" (20.3mm)
			
28mm 1.100" (27.9mm)	30mm 1.162" (29.5mm)	32mm 1.280" (32.5mm)	

Bench Crimpers



The **Bench Top Vial Capping Machine** was designed and built to provide a manual alternative to the hand crimper and decapper tools for larger runs.

The Micro XL vial capping machine provides consistent crimping of crimp seals or caps to vials and bottles.

Features include;

- Crimp setting collar allows the operator to make precise incremental adjustments as fine as 0.15mm (.006") to compensate for seal or septa thickness in order to achieve an exact seal or crimp.
 - Settings can be kept track of and quickly returned to when working with different applications. Keeping track of settings allows the operator to return to the exact setting adjustment for each size and type of seal.
 - The levered cam design operation requires very little user effort, and the "comfort-grip" lever handle can be adjusted 360 degrees to accommodate the operator. Unit height and position are adjustable to accommodate a variety of vial and bottle sizes allowing the operator to work in a comfortable position. Unit is manufactured using stainless steel, and plated parts providing excellent wear ability, and superior corrosion resistance.
 - These parts are CNC machined from solid stock to exact tolerances to achieve repeated results with dependable performance.
 - A wide variety of interchangeable heads are available to choose from to crimp or decap over 100 different sizes and styles of caps.
 - It can also be used to crimp spray pump caps and has no problem crimping the tougher magnetic alloy caps.
- Heads are quickly and easily changed without the use of tools since they simply screw in and out.

3 Stand Types

- different materials



**Bench Top Vial Crimper
with Granite Base**
\$1475
Part# BC-1



**Bench Top Vial Crimper
with Stainless Steel Base**
\$1660
Part# BC-2



**Bench Top Vial Crimper
with Steel Base**
\$1250
Part# BC-3

Bench Crimper - Heads



**Bench Crimper Jaws
8mm**
\$259
Part# 08001-00-K01E



**Bench Crimper Jaws
11mm**
\$259
Part# 1101-00-K01E



**Bench Crimper Jaws
13mm FlipOff**
\$259
Part# 13002-00-K01E



**Bench Crimper Jaws
13mm**
\$259
Part# 1301-00-K01E



**Bench Crimper Jaws
20mm**
\$259
Part# 20001-00-K01E



**Bench Crimper Jaws
20mm FlipOff**
\$259
Part# 20002-00-K01E



**Bench Crimper Jaws
28mm FlipOff**
\$360
Part# 28002-00-K01E



**Bench Crimper Jaws
28mm**
\$326
Part# 28001-00-K01E



**Bench Crimper Jaws
30mm**
\$360
Part# 30001-00-K01E



**Bench Crimper Jaws
32mm**
\$360
Part# 32001-00-K01E



**Bench Crimper Jaws
32mm FlipOff**
\$475360
Part# 32002-00-K01E

Bench Decapper - Heads



**Bench Decapper Head
8mm**
\$259
Part# 08001-00-L01E



**Bench Decapper Head
11mm**
\$259
Part# 11001-00-L01E



**Bench Decapper Head
13mm**
\$259
Part# 13001-00-L01E



**Bench Decapper Head
20mm**
\$259
Part# 20001-00-L01E



**Bench Decapper Head
28mm**
\$329
Part# 28001-00-L01E



**Bench Decapper Head
30mm**
\$329
Part# 30001-00-L01E



**Bench Decapper Head
32mm**
\$329
Part# 32001-00-L01E

Pneumatic Crimping Tools



- Light weight and easy to operate, Kebby Pneumatic Crimping Tools enable handheld semi-automatic crimping and decapping of vials and bottles with less effort.
- Interchangeable jaws allow for use with a variety of sizes and types of crimp seals including 8mm, 11mm, 13mm, 13mm flip-off, 20mm and 20mm flip-off.
- Pneumatic operation provides fast and dependable performance.
- Lightweight, and evenly balanced Crimp pressure and intensity setting can be quickly and easily adjusted. Crimping cycle time is adjustable between .75 seconds and 1.5 seconds, allowing faster completion of crimping job.
- Corrosion resistant finishes throughout.
- Tool is manufactured using stainless steel and hard coated corrosion resistant plating.
- Autoclave-able models also available.)



2 Piston Pneumatic Hand Crimper
\$935
Part# VAC-01

Pneumatic Hand Crimping Tools - Detachable Heads



3 Piston Pneumatic Hand Crimper
\$935
Part# VAC-02

8mm



8mm Crimper Jaws
for Pneumatic Crimper
\$220
Part# V-08001-00-C



8mm Decapper Jaws
for Pneumatic Crimper
\$220
Part# V-08001-00-D

11mm



11mm Crimper Jaws
for Pneumatic Crimper
\$220
Part# V-08001-00-C



11mm Decapper Jaws
for Pneumatic Crimper
\$220
Part# V-11001-00-D

13mm



13mm Decapper Jaws
for Pneumatic Crimper
\$220
Part# V-13001-00-D



13mm FlipOff Crimper
Jaws for Pneumatic
Crimper
\$220
Part# V-13002-00-C



13mm Crimper
Jaws for Pneumatic
Crimper
\$220
Part# V-13001-00-C

20mm



20mm Decapper Jaws
for Pneumatic Crimper
\$220
Part# V-20001-00-D

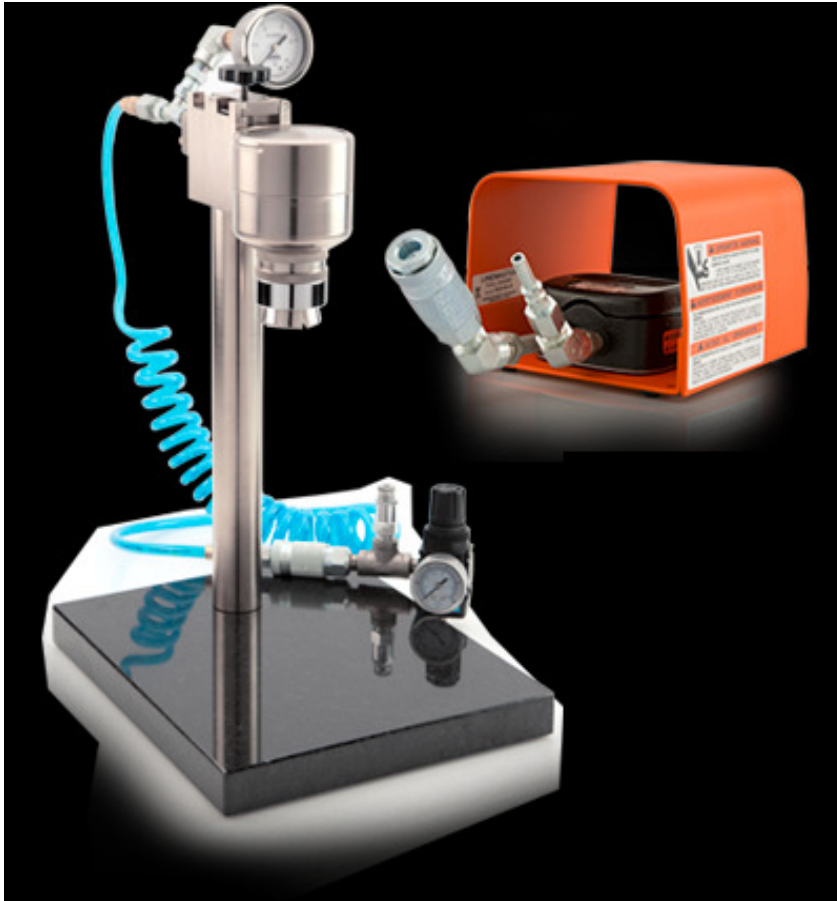


20mm FlipOff Crimper
Jaws for Pneumatic
Crimper
\$220
Part# V-20002-00-C



20mm Crimper
Jaws for Pneumatic
Crimper
\$220
Part# V-20001-00-C

Power Crimpers



**Pneumatic Vial Crimping
Basic Assembly**
\$1450
Part# A10027



**Pneumatic Vial Crimping
Assembly with Foot Pedal
and Stand**
\$2250
Part# A10026

Crimper/Decapper Heads sold separately

The **Kebby Power Crimper** . . .

- Un-Matched Versatility...Un-Matched Power!

The Kebby Power Crimp is a pneumatically operated, semi-automatic, **Vial Crimping** system designed to make vial crimping and decapping operations more productive with minimal strain on the operator.

- Crimping and decapping operations are completed quickly, and precisely with minimal operator effort.

- The Power Crimp System is designed as an all in one system.

- It uses interchangeable vial crimping and decapping heads available for use with about 100 different seal sizes and styles and the heads can be easily removed and replaced without the use of tools since they simply screw in and out of the machine.

- The unit can be used in the stand with the foot-pedal, leaving both hands free, or removed from the stand in a matter of seconds for use around the lab as a hand tool. Different accessories can be added as needed.

- When using the power crimper with the stand and foot-pedal accessories; a new operator can easily crimp up to 1,000 vials per hour, and an experienced operator can easily crimp up to 1,500 or more an hour.

- Fast, powerful, and easy to use, the Kebby Power crimper easily pays for itself over and over by saving time, and money.

Vial Crimper and Decapper heads are sold separately.

Crimper Jaws : 8mm, 11, 13mm, 20mm



8mm Power Crimper Jaws
\$235
Part# 08001-00-KO1E



11mm Power Crimper Jaws
\$235
Part# 11001-00-KO1E



**13mm Power Crimper Jaws
FlipOff**
\$235
Part# 13002-00-KO1E



13mm Power Crimper Jaws
\$235
Part#13001-00-KO1E



20mm Power Crimper Jaws
\$235
Part# 20001-00-KO1E



**20mm Power Crimper Jaws
Flip Off**
\$235
Part# 20002-00-KO1E

Power Crimper Jaws : 28mm, 30mm, 32mm & 32mm FO,



28mm Power Crimper Jaws
\$325
Part# 28001-00-KO1E



30mm Power Crimper Jaws
\$360
Part# 30001-00-KO1E



32mm Power Crimper Jaws
\$360
Part# 32001-00-KO1E



**32mm Power Crimper Jaws
FlipOff**
\$475
Part# 32002-00-KO1E

Power Decapper Heads : 8mm, 11mm, 13mm, 20mm, 28mm, 30mm, 32mm



8mm Power Decapper Head
\$220
Part# 08001-00-LO1E



11mm Power Decapper Head
\$220
Part# 11001-00-LO1E



13mm Power Decapper Head
\$220
Part# 13001-00-LO1E



20mm Power Decapper Head
\$220
Part# 20001-00-LO1E



28mm Power Decapper Head
\$325
Part# 28001-00-LO1E



30mm Power Decapper Head
\$325
Part# 30001-00-LO1E



32mm Power Decapper Head
\$325
Part# 32001-00-LO1E

the Power and Bench Crimp / Decapper Heads are interchangeable
Pneumatic Hand Crimper Heads are a different design NOT interchangeable with Power and Bench devices

Cap Sizes & Styles

Types of Crimpers

Spray Pump Crimpers


These crimpers are specifically for capping perfume bottles and other bottles using crimp type spray pumps or atomizer pumps.

Commonly used for cosmetic packaging.

Available for spray pumps in sizes 13mm, 15mm, 18mm, and 20mm.

We recommend sending samples for testing prior to purchasing your crimper.

Most reputable component companies will provide samples of the bottles and pumps you are considering, prior to purchasing them.



Vial Cap Crimpers

These vial cap crimpers are designed for use with lined, and unlined; one piece aluminum, steel, and bi-metal crimp seals.

These crimp caps and seals are commonly used for gas, liquid, and high-performance liquid chromatography (gc, lc, hplc) applications.

Other areas of use include, small and large volume parenterals.

Vial cap crimpers are available in sizes ranging from 7.3mm to 32mm



Flip-Off Cap Crimpers

Flip off vial crimpers are designed specifically for crimping flip off seals which consist of an aluminum shell and a plastic round button on the top of the aluminum crimp seal which covers the injection site of the vial.

The plastic button has a larger diameter than the aluminum seal it is connected to.

Flip off cap crimpers are available in sizes ranging from 13mm to 32mm. (43mm size also available, on request)



Flip Tear Off Cap Crimpers

This group of crimpers are designed specifically for crimping flip tear off type crimp seals, which consist of an aluminum shell and a plastic round button similar to the standard flip off type seals, but with a thumb tab protruding from the side of the button.

The plastic button, with side tab has a larger diameter than the aluminum seal it is connected to.

These cap crimpers are available for sizes ranging from 13mm to 32mm









Cap Cross Reference

Use this guide to help you determine what type of cap you're using.



Finding the Correct Crimper/Decapper Size for Your Cap

To determine your cap's size, measure the **inside diameter** of the base of the cap as depicted in the diagrams below.

8mm	11mm	13mm	20mm
			
28mm	30mm	32mm	
			

Frequently Asked Questions and User Issues

How tight is tight? And when is it too tight?

A correctly crimped vial is neither over-crimped nor under-crimped. Over-crimping may cause coring or poor septum resealing, while under-crimping can cause evaporation problems.

With proper adjustment a tight seal can be achieved every time. In most cases, when the vial is crimped perfectly, the cap should not be able to rotate and the septum should appear smooth and level.

Note: The smaller vials and seals will normally have a more pronounced crown or dome effect when the seal is crimped when compared to the 20mm and larger sizes. An indication that the seal is over-crimped will be coring of the stopper or septa, or there may be indentations on the side of the seal or skirt. Another consideration when determining the tightness of a seal is the stopper or septa material. If the stopper or septa material is Teflon, it is likely that the seal can still be turned, even when it is over crimped.

There are many factors that will affect the seal crimp, such as length of the skirt, the thickness and rigidity of the stopper, the stopper or septa material. The type of lip or mouth on the vial. (For instance, flat vs. beveled). How well the components fit together, etc.

The side of the cap is denting when it is crimped onto the vial

Are you using the right crimper for the seal being crimped? For example, a 20mm flip-off crimper will not work for a standard 20mm seal.

Am I crimping the vial too far?

The seal may be over crimped, or too far. Try backing off on the distance or pressure the cap is being crimped at.

The cap looks crooked.

The seal may be crooked. The crimper jaws will correct for this in most situations, by centering and straitening the seal during the crimp process. However, if the cap is handing off the stopper alt more on one side than the other, the jaws may not center and straighten the seal completely.

Over time there will be aluminum or enamel build up on the inside of the jaws, where the seal is formed or wrapped. Normally this occurs after crimping between 1,000 and 3000 seals. If used in a clean room environment, build up of aluminum occurs much faster and more often, due to the lack of moisture and particulates in the air which act as a lubricant to some extent. To check to see if there is aluminum or enamel build up on the jaws, use a swab to wipe the inside radius of the jaws. If the swab has a grey tone to it after wiping, the jaws will need to be cleaned, using a swab and alcohol. It is then recommended that clean room or food grade grease be wiped inside the jaws. A thin film is all that is needed.

Are you crimping in a clean room environment?

When used inside a clean room or hooded environment, you may begin to see a degradation in the finished crimped seal. In an ambient environment, there is moisture along with dust particulates in the air. The dust particulates and moisture in the air act as a lubricant. ((Continual rubbing, or wearing of aluminum as it is formed, will begin to cause a build up a combination of lacquer and possibly aluminum particulates. (The crimp seals are normally processed with a film or coating when they are manufactured.))

It will be necessary to clean and lubricate the crimper jaws periodically. (See preventative maintenance or care)

How do I tell what crimper I need?

Measure the inside diameter of the seal to determine the size. The type can be determined by visual comparison on the crimp seal cross reference chart. See the [Cap Sizes & Styles](#) page for more information.