

# STOPCOCKS

## Stopcocks

are precision-machined, individually lapped, and carefully mated to maintain pressure characteristics. These stopcocks are easily integrated with other stopcocks, manifolds, adapters, tubing, needles, and glass syringes.

- Made from nickel plated brass or stainless steel
- Tested to 45 PSI water pressure

## 1-Way Stopcocks

Cat No.	Side 1	Side 2	Part Image	Cat No.	Side 1	Side 2	Part Image
6019	Female Luer Lock	Male Luer		6023	Male Luer Lock	Male Luer Lock	
6020	Female Luer Lock	Female Luer Lock		6029	Male Luer Lock	6mm Hose End	
6067 Spring Clip	Female Luer Lock	Male Luer Lock		6030	Male Luer Lock	8mm Hose End	
6021	Female Luer Lock	Male Luer Lock		6026	6mm Hose End	6mm Hose End	
6021SS Stainless Steel	Female Luer Lock	Male Luer Lock		6027	8mm Hose End	8mm Hose End	
6021HP High Pressure*	Threaded Female Luer Lock	Male Luer Lock					


Note:\* Pressure resistant up to 20 bars (290 psi)

## 3-Way Stopcocks

Cat No.	Side 1	Side 2	Side Arm	Part Image	Cat No.	Side 1	Side 2	Side Arm	Part Image
6061 Spring Clip	Female Luer Lock	Male Luer	Right Side, Female Luer Lock		6011SS Stainless Steel	Female Luer Lock	Male Luer Lock	Right Side, Female Luer Lock	
6001	Female Luer Lock	Male Luer	Right Side, Female Luer Lock		6011HP High Pressure*	Threaded Female Luer Lock	Male Luer Lock	Right Side, Threaded Female Luer Lock	
6002	Female Luer Lock	Female Luer Lock	Right Side, Female Luer Lock		6014	Male Luer Lock	Male Luer Lock	Right Side, Female Luer Lock	
6010	Female Luer Lock	Male Luer Lock	Right Side, 3.5mm Hose End		6017	Female Luer Lock	Male Luer Lock	Left Side, Female Luer Lock	
6064 Spring Clip	Female Luer Lock	Male Luer Lock	Right Side, Female Luer Lock		6017SS Stainless Steel	Female Luer Lock	Male Luer Lock	Left Side, Female Luer Lock	
6011	Female Luer Lock	Male Luer Lock	Right Side, Female Luer Lock		6056 "Y" Type	Female Luer Lock	Female Luer Lock	Male Luer Lock	

Note: \* Pressure resistant up to 20 bars (290 psi)

The spring clip design holds the key in position under proper sealing pressure for optimum performance. There is no need for a screwdriver in cleaning operations.



6064

# ADAPTERS

## Adapters

Adapters and tubing connectors are used in hospitals, laboratories, and biomedical instruments. Our broad range of fittings give the user a wide choice for secure connections and also for easy disconnect applications.

### Standard Products:

- 1-Way & 3-Way Adapters
  - Luer-to-Luer Adapters
  - Bulkhead Panel Mounted Fittings
  - Threaded (NPT & UTS) Adapters
  - PEEK Adapters
  - Micro-Mate® Luer Adapters
- Flushing Manifolds
- Pressure Monitoring Manifolds
- Male Luer Lock Blanks

### Technical Highlights

- Plated brass or 316 stainless steel
- Meets ISO 594 specifications
- Final assembly water tested at 45 PSI

**Female Luer Lock (FLL)** – contains a tabbed hub for secure fitting to a threaded male luer lock.



**FLL**

**Micro-Mate® Female Luer Lock (MMFLL)** – designed and manufactured to reduce the stripping of threads which occurs when metal adapters are mated with plastic male luer lock adapters. Uniquely designed to facilitate easy cleaning and maintenance.



**MMFLL**

**Male Luer Lock (MLL)** – male luer slip with a threaded sheath for a secure fitting to a female luer lock.



**MLL**












**Male Luer (ML)** – male luer slip that fits with a female luer.



**ML**

Luer-to-Luer Adapters

ADAPTERS

Side 2	Feature	FLL Plated Brass	FLL 316 Stainless Steel	MM FLL Plated Brass	MM FLL 316 Stainless Steel	MLL Plated Brass	MLL 316 Stainless Steel	ML Plated Brass	ML 316 Stainless Steel
FLL		6182 	6521 						
MLL		6176 	6519 			6177 	6520 		
ML		6170 		6414 	6454 			6183 	
	Elongated	6171 							



6176  
FLL to MLL





6521  
FLL to FLL



6170  
FLL to ML

# ADAPTERS

## Luer-to-Record Adapters

Side 2	Feature	FLL Plated Brass	FLL 316 Stainless Steel	MM FLL Plated Brass	MM FLL 316 Stainless Steel	MLL Plated Brass	MLL 316 Stainless Steel	ML Plated Brass	ML 316 Stainless Steel
Female Record								6173	
Male Record		6172							

## Threaded End (NPT) Adapters

Side 2	Feature	FLL Plated Brass	FLL 316 Stainless Steel	MM FLL Plated Brass	MM FLL 316 Stainless Steel	MLL Plated Brass	MLL 316 Stainless Steel	ML Plated Brass	ML 316 Stainless Steel
1/8-27 (NPT) Thread		6332	6531	6415	6455	6330	6526		
									
1/4-18 (NPT) Thread		6333	6532			6331	6527		
									










6526



6527









Luer-to-Closed End Adapters

Side 2	Feature	FLL Plated Brass	FLL 316 Stainless Steel	MM FLL Plated Brass	MM FLL 316 Stainless Steel	MLL Plated Brass	MLL 316 Stainless Steel	ML Plated Brass	ML 316 Stainless Steel
		6179	6200	6410	6450	6178	6517	6180	6522
Closed End									



6200

Bulkhead Panel Mounted Fittings

Side 2	Feature	FLL Plated Brass	FLL 316 Stainless Steel	MM FLL Plated Brass	MM FLL 316 Stainless Steel	MLL Plated Brass	MLL 316 Stainless Steel	ML Plated Brass	ML 316 Stainless Steel
Hose End for 1/16" to 3/32" I.D. Tubing		6142	6537	6421	6461	6140	6535	6141	
									
Hose End for 1/8" to 3/16" I.D. Tubing		6145	6538	6420	6460	6143	6536	6144	
									

Bulkhead Panel Mounted Fittings

These are ideal fittings for critical instrumentation where there can be no movement of the adapter. Each bulkhead fitting includes a 1/4"-28 hex panel nut as well as a lockwasher for secure fit.



6142



# ADAPTERS

## Threaded End (UTS) Adapters

Side 2	Feature	FLL Plated Brass	FLL 316 Stainless Steel	MM FLL Plated Brass	MM FLL 316 Stainless Steel	MLL Plated Brass	MLL 316 Stainless Steel	ML Plated Brass	ML 316 Stainless Steel
1/4-28 Standard Thread		6317	6529	6418	6458	6319	6524		
	With Wrench Flats					6320			
1/4-32 Standard Thread		6316	6530	6419	6459	6318	6525		
5/16-28 Standard Thread						6188		6189	



6530














6458



6524

Threaded End (UTS) Adapters (Continued)

ADAPTERS

Side 2	Feature	FLL Plated Brass	FLL 316 Stainless Steel	MM FLL Plated Brass	MM FLL 316 Stainless Steel	MLL Plated Brass	MLL 316 Stainless Steel	ML Plated Brass	ML 316 Stainless Steel
		6212	6528	6417	6457	6310	6523	6321	6534
									
10-32 Standard Thread	Hex Body	6314							
	With Wrench Flats					6211			
10-32 Internal Standard Thread		6312			6416	6456	6311	6533	
									
1/4-32 Internal Standard Thread		6315					6322		
									



6457



6523






















6456



# ADAPTERS

## Tubing Connectors

Side 2	Feature	FLL Plated Brass	FLL 316 Stainless Steel	MM FLL Plated Brass	MM FLL 316 Stainless Steel	MLL Plated Brass	MLL 316 Stainless Steel	ML Plated Brass	ML 316 Stainless Steel
Tuohy Borst (1-5 French)		6184				6219			
									
Hose End for 1/16" to 3/32" I.D. Tubing		6159	6513	6411	6451	6157	6510	6155	
									
Concentric Ringed Hose End		6220	6217						
									
Hose End for 3/16" to 1/4" I.D. Tubing		6168	6515						
									
Hose End for 1/4" to 5/16" I.D. Tubing				6413	6453	6169	6512	6152	
									
Single Barb								6151	
									



6184












6514



6512

Tubing Connectors (Continued)

Side 2	Feature	FLL Plated Brass	FLL 316 Stainless Steel	MM FLL Plated Brass	MM FLL 316 Stainless Steel	MLL Plated Brass	MLL 316 Stainless Steel	ML Plated Brass	ML 316 Stainless Steel
		6158	6514	6412	6452	6156	6511	6153	6516
Hose End for 1/8" to 3/16" I.D. Tubing									
	Large Bore							6154 	

ADAPTERS

Flare Type Tubing Adapters

FLL	MLL	Cap Hole I.D.	Body Lumen I.D.	Fits Regular Wall Tubing with I.D. Range	French Size Equivalent	Fits PE Tubing Number
6190	6195	0.045"	0.020"	0.010" - 0.025"	2, 3	10, 20, 50
6191	6196	0.058"	0.032"	0.025" - 0.037"	4	60, 90
6192	6197	0.074"	0.050"	0.039" - 0.050"	5	60, 90, 100
6193	6198	0.105"	0.071"	0.062" - 0.071"	6, 7, 8	200, 205, 240
6194	6199	0.147"	0.093"	0.079" - 0.105"	9, 10, 11	260, 280, 320, 330

Flare Type Tubing Adapters

These have a screw cap for secure fastening of either polyethylene, polypropylene, or Plastic (PTFE) tubing.



# ADAPTERS


ADAPTERS

## 1-Way PEEK Luer Adapters

Side 2	FLL PEEK	MLL PEEK
1/4-28 Standard Thread	6603	6602
1/4-28 Internal Standard Thread	6601	6600
10-32 Standard Thread	6607	6606
10-32 Internal Standard Thread	6605	6604
M6 Metric Thread	6611	6610
M6 Internal Metric Thread	6609	6608



6610



6603

## PEEK Luer Adapters

Made of inert PEEK and designed for quick, leak-proof connections. These adapters are economical and provide for flexibility of a variety of threaded connections.



6608

3-Way Adapters

Product No.	Side 1	Side 2	Side Arm	Part Image
6160	FLL	ML	Hose End for 1/16" I.D. Tubing	
6161	FLL	ML	FLL	
6162	FLL	MLL	Hose End	
6163	FLL	MLL	FLL	
6130	MLL	FLL	FLL	
6131	FLL	MLL	MLL	
6132	Hose End for 1/8" to 3/16" I.D. Tubing	Hose End for 1/8" to 3/16" I.D. Tubing	Hose End for 1/8" to 3/16" I.D. Tubing	



6163



6162



6130

ADAPTERS

# ADAPTERS

ADAPTERS




## Male Luer Lock Blanks

Cat No.	Side 1	Side 2	Overall Length	Part Image
6290	Slotted MLL	Blank	0.640"	
6291	Slotted MLL	Blank	0.875"	
6292	Slotted MLL	Blank	1.250"	
6293	Unslotted MLL	Blank	0.875"	

## Male Luer Lock Blanks

these male luer lock blanks can be used in a variety of designs where male luer fittings are essential. The blank male luer lock allows the user the option of modifying these components to their own requirements. Manufactured from brass to ensure durability, they can be plated to your specifications. These male luer lock blanks can be mated with any standard female luer to create a secure connection. All luer lock blanks are unplated type 360 brass.

## Other Adapters

Side 2	FLL Plated Brass
Catheter or Small Tubing	<div>6174</div> 
Fistula Tip	<div>6185</div> 
Pomeroy Ear Tip	<div>6186</div> 



6174

Flushing Manifolds : *availability . . . discontinued !* 2016

Cat No.	Feature
6270	6 x MLL with 0.750" Spacing Between Locks
6272	10 x MLL with 0.450" Spacing Between Locks

Flushing Manifolds

The unique design of flushing manifolds allow liquids to be flushed through needles, catheters, and other components. The male luer locks can be mated to any standard female luer to provide a secure leakproof connection. All flushing manifolds are nickel plated brass.



6270




6272

Pressure Monitoring Manifolds

Cat No.	Feature
6107	3 x MLL with 1 FLL Hub
6108	4 x MLL with 1 FLL Hub
6109	5 x MLL with 1 FLL Hub
6112	5 x FLL with 1 MLL Hub

Pressure Monitoring Manifolds

Our selection of these pressure monitoring manifolds allow the user to create their own miniature piping systems utilizing various luer connections. The sturdy metal base with metal luer fittings can be sterilized for repeated, reliable, and economical service. All pressure manifolds are nickel plated brass.



6109

6107

CUSTOM OPTIONS ALSO AVAILABLE...

In addition to our standard product line, our Supplier is also a leading provider of manufacturing and turn-key solutions for today's custom design challenges. By utilizing our extensive body of knowledge relating to specialty needles and tube fabrication, we are able to custom-fit our standard products to unique applications, as well as to undertake the custom manufacturing of complex OEM products.

For more information on how to best leverage our custom capabilities contact us today or e-mail your requirements



## Metal LUER Adaptors

sales@chromtech.net.au

### Typical Prices 2017

- to be confirmed at current date by our OEM

in AUD at XR of  
1.0 AUD = 0.72 USD

6157IND	MLL to Hose End for 1/16" to 3/32" I.D. Tubing (Plated Brass)	10 per Pack	156.00
6158IND	FLL to Hose End for 1/8" to 3/16" I.D. Tubing (Plated Brass)	10 per Pack	108.00
6156IND	MLL to Hose End for 1/8" to 3/16" I.D. Tubing (Plated Brass)	10 per Pack	147.00
6317IND	FLL to 1/4-28 Standard Thread (Plated Brass)	10 per Pack	124.00
3602	MLL to 1/4-28 Standard Thread	5 per Pack	165.20
3603	FLL to 1/4-28 Standard Thread	5 per Pack	165.20
3600	MLL to 1/4-28 Internal Standard Thread	5 per Pack	165.20
3601	FLL to 1/4-28 Internal Standard Thread	5 per Pack	165.20
3606	MLL to 10-32 Standard Thread	5 per Pack	165.20
3607	FLL to 10-32 Standard Thread	5 per Pack	165.20
3604	MLL to 10-32 Internal Standard Thread	5 per Pack	165.20
3605	FLL to 10-32 Internal Standard Thread	5 per Pack	165.20
3610	MLL to M6 Metric Thread	5 per Pack	165.20
3611	FLL to M6 Metric Thread	5 per Pack	165.20