

Figure 2
ID restriction
in common compression fitting

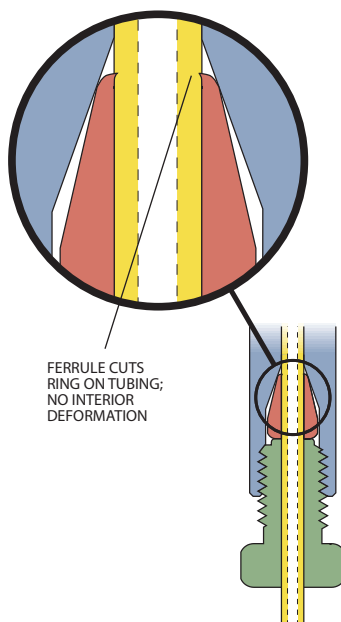


Figure 3
No ID restriction
in Valco compression fitting

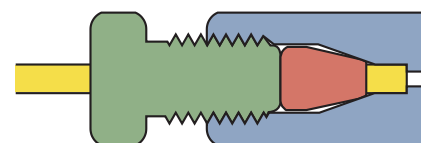
Interchangeability

Valco fitting details are designed with a consistent pilot depth, permitting reliable interchangeability as connections are revised or fittings are replaced. This interchangeability extends throughout the Valco and Cheminert fitting and valve product lines. Indeed, the Valco standard has been so widely copied that Valco and Cheminert fittings are, in general, fully interchangeable with those of our major competitors. In initial installations, Valco ferrules will often improve other manufacturers' fitting connections.

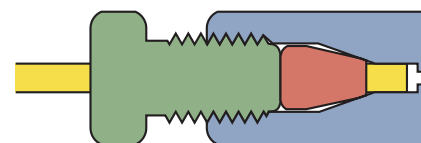
Because of variations in tubing OD and in pilot and taper designs from manufacturer to manufacturer, the amount of tubing extending beyond the made up ferrule can vary. (The most radical variation is in the fittings manufactured by Waters. Based on the old Swagelok design, they have a pilot depth considerably longer than standard.) **Figure 4a** shows a properly made up fitting. If that same fitting is installed in a detail which was designed for a slightly longer tube extension (as in **Figure 4b**), dead volume will be introduced. In the opposite case, with the pilot shorter than the pilot depth (**Figure 4c**), the tube will bottom out before the ferrule has sealed. However, our tests prove that except in the most extreme cases, a Valco ferrule will "creep" on the tubing until it reaches the bottom of the ferrule taper, making a proper seal.

Reliably Clean

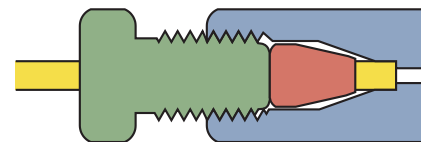
Most of our state of the art CNC machines use water-based lubricants. After each part comes off the machine, it is cleaned with water-soluble detergents and then rinsed in hot deionized water. Finally, every metal fitting that we make is given a thorough cleaning with steam from deionized water at 140°C. Any critical parts processed with oil-based lubricants are baked to remove all traces. The practical result of the extra effort is this: you don't have to be concerned about solvent residues.



a. Tubing seats correctly at bottom of detail



b. Tubing doesn't reach bottom of detail, introducing dead volume



c. Tubing reaches bottom of detail before ferrule seats

Figure 4